

September 10, 2014

STATE OF RHODE ISLAND AND PROVIDENCE PLANTATION
DEPARTMENT OF ADMINISTRATION

DIVISION OF PURCHASES BID NO. 7548970

RHODE ISLAND DEPARTMENT OF TRANSPORTATION

RHODE ISLAND CONTRACT NO.2014-CI-075

FEDERAL-AID PROJECT NO. FAP Nos: RI-04-0007, RI-05-0103, RI-55-0001

Providence Station Enhancements

GASPEE STREET, RAILROAD STREET, PARK ROW WEST - PROVIDENCE, RI

CITY/TOWN OF Providence

COUNTY OF PROVIDENCE

NOTICE TO PROSPECTIVE BIDDERS

ADDENDUM NO. 1 Prospective bidders and all concerned are hereby notified of the following changes in the Plans, Specifications, Proposal and Distribution of Quantities for this contract. These changes shall be incorporated in the Plans, Specifications, Proposal and Distribution of Quantities, and shall become an integral part of the Contract Documents.

A. Contract Dates

1. Bid-Opening Date

Bid-Opening Date has been updated to October 1, 2014.

B. Drawings/Plans - Change/Addition

1. Cover Sheet

Delete the Cover Sheet and insert the revised Cover Sheet (R-1) attached to this ADDENDUM NO.1.

C. Specification Change/Addition

1. General Provisions-Contract Specific

a.) Delete the Appendix C - Stormwater Pollution Prevention Plan Owner Certification Sheet Page ii and insert the Revised Stormwater Pollution Prevention Plan Owner Certification Sheet Page ii (R-1) attached to this ADDENDUM NO.1


2. Specifications - Job Specific

a.) Insert the Specifications-Job Specific Index Pages JS-i, JS-ii, JS-iii, and JS-iv attached to this ADDENDUM NO1.

D. Other

1. Prebid Conference

The sign-in sheet from the 9/4/2014 Prebid Conference is attached to this ADDENDUM NO.1




RI Department of Transportation
Chief Engineer

INDEX

SHEET NO.	DESCRIPTION
1	COVER SHEET
2	STANDARD PLAN SYMBOLS & STANDARD LEGEND
3	STANDARD NOTES - 1
4	STANDARD NOTES - 2
5	JOB SPECIFIC PLAN SYMBOLS, LEGEND & NOTES
6	KEY PLAN
7	TYPICAL SECTIONS NO. 1
8-9	SITE PREPARATION PLAN NO.1 - NO.2
10-11	GENERAL PLAN NO.1 - NO.2
12-13	GRADING, DRAINAGE, EROSION & UTILITY PLAN NO.1 - NO.2
14	PLANTER WALL GRADING
15	PLAZA SUBSURFACE GRADING & DRAINAGE
16-19	LOCATION PLAN NO.1 - NO.4
20-24	SITE DETAILS NO.1 - NO.5
25-32	TYPICAL SITE SECTIONS NO.1 - NO.8
33-34	PLANTING PLAN NO.1 - NO.2
35-36	SIGNING & STRIPING PLAN NO.1 - NO.2
37-38	TRAFFIC CONTROL TYPICAL DETAILS NO.1 - NO.2
39-43	TRAFFIC CONTROL PLAN NO.1 - NO.5
44	RESTORATION PLAN R-1.1
45	REFLECTED CEILING RESTORATION PLAN R-1.2
46	CONCRETE REPAIR DETAILS AND SECTIONS R-2.1
47	CONCRETE REPAIR DETAILS AND SECTIONS R-2.2
48	CEMENT CONCRETE SIDEWALK WITH FOAM BASE R-2.3
49	CONCRETE REPAIR DETAILS AND SECTIONS R-2.4
50-57	WATERPROOFING DETAILS AND SECTIONS R-3.1 - R-3.8
58	MISCELLANEOUS DETAILS AND SECTION R-4.0
59-60	ELECTRICAL SITE DEMOLITION PLAN NO.1 - NO.2
61-62	ELECTRICAL SITE LIGHTING PLAN NO.1 - NO.2
63-65	ELECTRICAL DETAIL PLAN NO.1 - NO.3
66-67	IRRIGATION PLAN NO.1 - NO.2
68	IRRIGATION DETAILS
69	TEMPORARY ACCESS DRIVE TYPICAL SECTION
70	TEMPORARY ACCESS DRIVE GENERAL PLAN
71	TEMPORARY ACCESS DRIVE DRAINAGE, EROSION CONTROL, DRAINAGE & UTILITY PLAN
72	TEMPORARY ACCESS DRIVE LOCATION PLAN
73	TEMPORARY ACCESS DRIVE PROFILE
74	TEMPORARY ACCESS DRIVE SITE RESTORATION PLAN
75	TEMPORARY ACCESS DRIVE CROSS SECTIONS

STATE OF RHODE ISLAND



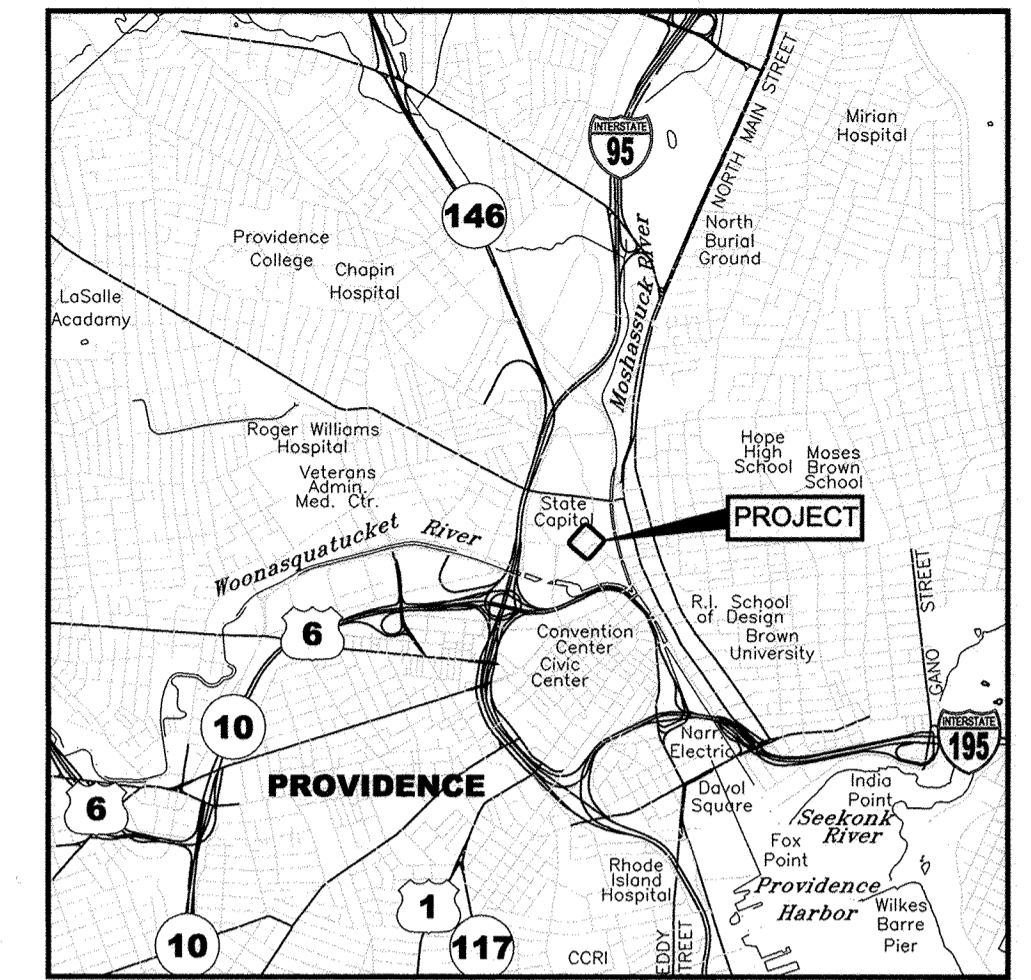
DEPARTMENT OF TRANSPORTATION
 PLAN AND SECTIONS OF PROPOSED
PROVIDENCE STATION
SURFACE IMPROVEMENTS PROJECT
CONTRACT 1

GASPEE STREET, RAILROAD STREET & PARK ROW WEST
 CITY OF PROVIDENCE
 COUNTY OF PROVIDENCE

R.I. CONTRACT NO. 2014-CI-075 F.A. PROJECT NO. 0.34 MILES

RI-05-0103
 RI-55-0001
 RI-04-0007

FED. ROAD DIV. NO.	STATE	FEDERAL AID PROJECT NO.	FISCAL YEAR	SHEET NO.	TOTAL SHEETS
R-1	RI	RI-05-0103, RI-55-0001, & RI-04-0007	2014	1	75



LOCATION MAP
 SCALE: 1"=3600'

GASPEE STREET DESIGN DESIGNATION

DESIGNATION	DESIGNATION
2013 AADT	6,200 V.P.D.
2023 AADT	7,600 V.P.D.
D	50% SB
K	10%
T	5%
2013 DDHV	620 V.P.H.
2023 DHV	760 V.P.D.
DESIGN SPEED	30 M.P.H.

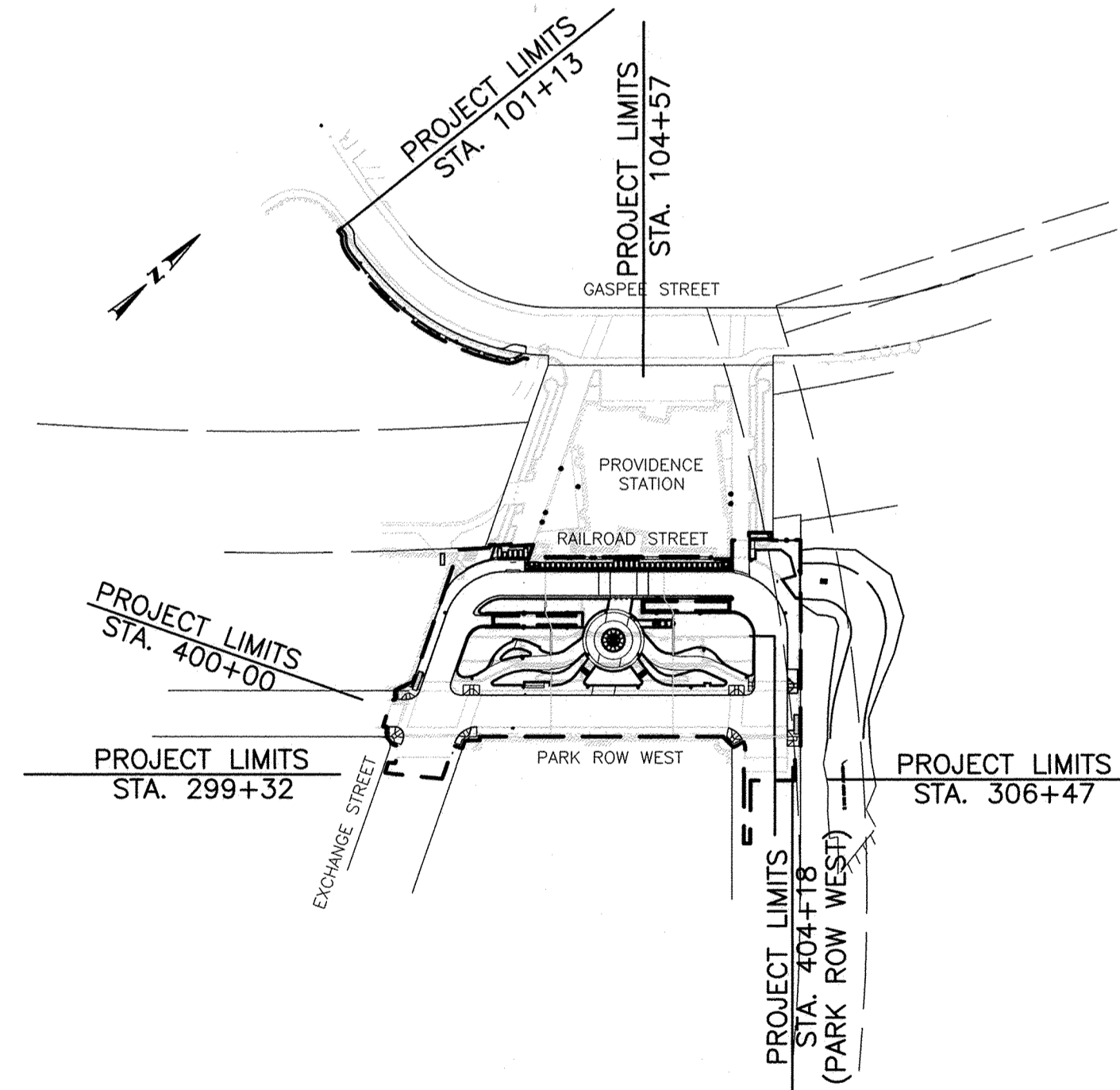
HURRICANE EVACUATION ROUTE
 This project does not include work on a designated Hurricane Evacuation and Diversionary Route.

PAVEMENT STRUCTURE

RAILROAD STREET AND PARK ROW WEST
 DEPTH VARIES (3" MIN.- 4" MAX.) HOT MIX ASPHALT CLASS 9.5

GASPEE STREET
 3" HOT MIX ASPHALT CLASS 9.5
 8" RIGID BASE
 12" GRAVEL BORROW SUBBASE

TEMPORARY ACCESS DRIVE
 3" HOT MIX ASPHALT CLASS 9.5
 12" GRAVEL BORROW

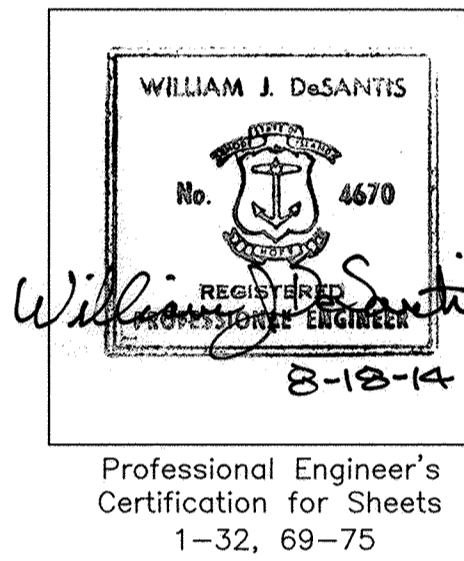


LAYOUT PLAN
 SCALE: 1"=160'


SCALES OF DRAWINGS

Plans	1 inch = 20 feet
Cross Sections	1 inch = As Noted Horizontal
Cross Sections	1 inch = As Noted Vertical


BASE OF LEVELS
 NGVD 29




Professional Engineer's Certification for Sheets 1-32, 69-75




Professional Landscape Architect's Certification For 33-34




Professional Engineer's Certification for Sheets 35-43



Professional Engineer's Certification for Sheets 44-58



Professional Engineer's Certification for Sheets 59-65



Professional Engineer's Certification for Sheets 66-68

R.I. DEPARTMENT OF TRANSPORTATION

APPROVED: *[Signature]* 8/14/14
 DEPUTY CHIEF ENGINEER DATE


APPROVED: *[Signature]* 8/14/14
 CHIEF ENGINEER DATE

APPROVED: *[Signature]* 8/14/14
 DIRECTOR DATE

DEPARTMENT OF TRANSPORTATION
 FEDERAL HIGHWAY ADMINISTRATION

APPROVED: _____ DATE _____
 DIVISION ADMINISTRATOR

Contract Number 2014-CI-075
 Number of Sheet 1
 Total Sheets 75




R.I. STANDARD SPECIFICATIONS AND STANDARD DETAILS
 SPECIFICATIONS TO GOVERN THIS PROJECT ARE THE R.I. STANDARD SPECIFICATIONS FOR ROAD AND BRIDGE CONSTRUCTION, AMENDED 2013, WITH ALL REVISIONS, AND THE STATE AND FEDERAL SPECIAL PROVISIONS INCLUDED IN THE CONTRACT DOCUMENTS.
 STANDARD DETAILS FOR THIS PROJECT ARE R.I. STANDARD DETAILS, 2004 EDITION, WITH ALL REVISIONS.

ADDENDUM NO.1

OWNER CERTIFICATION

I certify under penalty of law that this document and all attachments were prepared under the direction or supervision in accordance with a system designed to assure that qualified personnel properly gather and evaluate the information submitted. Based on my inquiry of the person or persons who manage the system, or those persons directly responsible for gathering the information, the information submitted is, to the best of my knowledge and belief, true, accurate, and complete.


Owner Signature: _____ Date 8/19/14

Owner Name: Frank Corrao III, P.E.

Owner Title: Deputy Chief Engineer

Company Name: Rhode Island Department of Transportation

TECHNICAL SPECIFICATIONS – JOB SPECIFIC

PROVIDENCE STATION SURFACE IMPROVEMENTS PROJECT CONTRACT 1

<u>Item</u>	<u>INDEX</u>	<u>Page</u>
	<u>Description</u>	
105.02	Plans and Shop Drawings	JS-1
108.01	Prosecution and Progress	JS-2
108.03	Prosecution and Progress	JS-3
108.1000	Prosecution and Progress (Failure to Complete)	JS-4
109.04	Differing Site Conditions, Changes, Extra Work, and Force Account Work	JS-5
109.06	Partial Payments	JS-7
109.09	Acceptance and Final Payment	JS-8
201.9901	Remove and Dispose Bollard and Chain	JS-9
201.9902- 201.9903	Remove and Dispose Limestone Wall Cap Remove and Dispose Limestone Wall Facing	JS-10
201.9904	Remove and Dispose Stainless Steel Railing System	JS-11
201.9905	Remove and Dispose Handrails	JS-12
201.9906	Remove and Dispose Bench	JS-13
201.9907	Remove and Dispose Trash Receptacle	JS-14
201.9909	Remove and Dispose Pavers (All Types)	JS-15
201.9912- 201.9913	Remove and Dispose South Plaza Planters Irrigation System Remove and Dispose West Plaza Planters Irrigation System	JS-16
201.9914	Remove and Dispose Yard Drain and Cap Pipe	JS-17
201.9915	Remove and Dispose Extruded Polystyrene Foam	JS-18
201.9916	Remove and Salvage Light Poles and Luminaires	JS-19
201.9918- 201.9922	Remove and Stockpile Bench Reset Bench from Stockpile	JS-20
201.9919- 201.9921	Remove and Stockpile Trash Receptacle Reset Trash Receptacle from Stockpile	JS-21
201.9920- 201.9923	Remove and Stockpile Chained Bollard Reset Bollard With Chain from Stockpile	JS-22
201.9924	Remove and Relocate Boulder	JS-23
203.9901	Dewatering	JS-24
209.9901	GI Solids And Fines Capture Device	JS-26
212.2000	Cleaning and Maintenance of Erosion Controls (Failure to Comply)	JS-27
401.9901	Hot Mix Asphalt Class 9.5	JS-28
601.	Lightweight Concrete	JS-31
701.9901- 701.9902	5 Inch Hubless Cast Iron Pipe 6 Inch Hubless Cast Iron Pipe	JS-35

TECHNICAL SPECIFICATIONS – JOB SPECIFIC

PROVIDENCE STATION SURFACE IMPROVEMENTS PROJECT CONTRACT 1

<u>Item</u>	<u>INDEX</u>	<u>Page</u>
	<u>Description</u>	
701.9903	Floor Drain	
701.9904	Planter Drain	
702.9901	City of Providence Standard High Capacity Frame and Grate	JS-37
702.9902	City of Providence Standard Sidewalk Manhole Cover	JS-41
707.9901	Adjust Yard Drain To Grade	JS-43
707.9902	Sidewalk Grate Repairs	JS-44
807.9901	Concrete Masonry Unit Wall	JS-45
808.9901- 808.9902	Lightweight Portland Cement Concrete Planter Wall Stems Lightweight Portland Cement Concrete Planter Stairway	JS-46
810.9901	Galvanized Bar Reinforcement for Structures	JS-47
813.9901- 813.9902	Waterproofing Membrane System Extruded Polystyrene Foam	JS-48
817.9901- 817.9902 817.9903 817.9904 817.9905 817.9906	Underside of Plaza Concrete Repair Ramp Wall Concrete Vertical Surface Repair Control/Cove Joint Repair Concrete Stair Repair Partial Depth Garage Deck Slab Repair Expansion Joint Concrete Repair	JS-57
820.9901	Acrylic Waterproof Coating System	JS-61
820.9902	Clean Concrete Wall	JS-63
823.9901- 823.9902 823.9903 823.9904 823.9905	Expansion Joint Seal Type A Expansion Joint Seal Type B Expansion Joint Seal Type C Expansion Joint Seal Type D Expansion Joint Seal Type D	JS-64
825.9901	Surface Preparation to SSPC S-6 and Painting Existing 4-Bar Railing System	JS-69
903.9901- 903.9902	Wall Mounted Ornamental Steel Fence – 42” High Wall Mounted Ornamental Steel Fence – 24” High	JS-71
903.9903- 903.9904	Steel Stair Handrailing – Wall Mounted Steel Stair Handrailing – Mounted in Granite Wall	JS-74
903.9905	Temporary Chain Link Fence-6 Feet High	JS-75
905.1000	Sidewalks (Failure to Comply)	JS-76
905.9901- 905.9902	Integrally Colored and Stamped Portland Cement Concrete Sidewalk Integrally Colored and 12 Inch Grid Scored Portland Cement Concrete Sidewalk	JS-77

TECHNICAL SPECIFICATIONS – JOB SPECIFIC

PROVIDENCE STATION SURFACE IMPROVEMENTS PROJECT CONTRACT 1

<u>Item</u>	<u>INDEX</u>	<u>Page</u>
	<u>Description</u>	
905.9903	Integrally Colored and 15 Inch Grid Scored Portland Cement Concrete Sidewalk	
905.9904	Integrally Colored and 24 Inch Grid Scored Portland Cement Concrete Sidewalk	
905.9905	48 Inch Scored Portland Cement Concrete Sidewalk	JS-81
905.9906	Cement Concrete Driveway	JS-82
906.9901-	Granite Curb, Quarry Split Straight, Standard 7.3.0 -Modified 7” Width	JS-83
906.9902	Granite Curb, Quarry Split Curved, Standard 7.3.0 -Modified 7” Width	
906.9903	Granite Wheelchair Ramp Curb, Stds 7.3.3, 43.3.0 & 43.3.1 -Modified 7” Width	
906.9904	Granite Ramp Stone, Standard 7.3.9 -Modified 7” Width	
906.9905	Granite Curb, Quarry Split 2 Foot Corners, Standard 7.3.4 Modified 7” Width	
906.9910	Granite Apron Stone Modified – 7” Width	
906.9906-	Granite Curb, Quarry Split Straight, Standard 7.3.0 -Modified 7” Wide x 9” High, Doweled Into Concrete	JS-84
906.9907	Granite Curb, Quarry Split Curved, Standard 7.3.0 -Modified 7” Wide x 9” High, Doweled Into Concrete	
906.9908	Granite Curb, Quarry Split 2 Foot Corners, Standard 7.3.4 -Modified 7” Wide x 9” High, Doweled Into Concrete	
906.9909	Remove, Handle, Haul, Trim, Reset Curb, Edging, Straight, Curved, Circular, All Types Modified 7” Wide x Types, Doweled Into Concrete	
906.9911	Granite Curb, Quarry Split Straight, Standard 7.3.0 –Modified 12” Wide x 9” High, Doweled Into Concrete	
906.9912	Granite Curb, Quarry Split Straight, Standard 7.3.0 -Modified 12” Wide x 9” High, Doweled Into Concrete	
907.1000	Dust Control (Failure to Comply)	JS-85
911.9901-	Granite Planter Wall	JS-86
911.9903	Granite Wall Cap	
911.9904	Granite Wall Facing	
911.9905	Granite Compass Rose	
911.9906	Granite Transition Piers	
911.9907	Granite Steps	
935.9901	Imprint Crosswalk	JS-91
937.1000	Maintenance and Movement of Traffic Protection Devices (Failure to Comply)	JS-94
938.1000	Price Adjustments	JS-95
942.9901	Detectable Warning System - Cast In Concrete	JS-96
943.0200	Trainee Manhours	JS-97
999.9901	Bus Shelter	JS-101
999.9902	Install RIPTA R-Line Totem	JS-110

TECHNICAL SPECIFICATIONS – JOB SPECIFIC

PROVIDENCE STATION SURFACE IMPROVEMENTS PROJECT CONTRACT 1

<u>Item</u>	<u>INDEX</u>	<u>Page</u>
	<u>Description</u>	
999.9903	Parking Attendants Booth	JS-114
T05.9901	Break Into Existing Manhole	JS-117
T06.9901	Temporary Electric Conduit	JS-118
T08.9901	Decorative Pole Foundation With Bolts	JS-119
T08.9903- T08.9904	“Type “C” Ornamental Pole with Banner Arm and Luminaire – LED” “Type “D” Ornamental Pole with Banner Arm and Luminaire – LED	JS-120
T09.9901	Service Pedestal & Testing – RIDOT Standard Modified	JS-121
T09.9902	Secondary Service from National Grid Manhole	JS-122
T15.9901	Street Name Signs	JS-123
T15.9902	Remove and Relocate Parking Meter – Plate Mounted	JS-124
T15.9903	Remove and Salvage Parking Meter	JS-125
T15.9904- T15.9905 T15.9906	Remove and Reset Sign, Standard 24.2.0 Modified Remove and Reset Sign, Standard 24.4.0 Modified Remove and Reset Sign, Standard 24.6.1 Modified	JS-126
T20.9902- T20.9903	Epoxy Resin Pavement Marking Raised Crosswalk Symbol - White 24” Epoxy Resin Pavement Marking-White	JS-128
L01.9901	Lightweight Planting Medium	JS-129
L02.1000	Seeding (Failure to Comply)	JS-130
L06.1000	Planting (Failure to Comply)	JS-131
L15.9901	Bench	JS-132
L15.9902	Steel Bike Rack	JS-133
L15.9903- L15.9904	Install Amtrak Supplied Stationary Bollard and Cover Install Amtrak Supplied Removable Bollard and Cover	JS-134
L15.9905	Install Amtrak Supplied Pinned Bollard and Cover	JS-136
L15.9906	Trash Receptacle	JS-137
L15.9907	Cigarette Ash Urn	JS-138
L15.9908	Bike Shelter	JS-139
L15.9909	Precast Concrete Removable Planter	JS-140
L15.9910	Bollard With Chain	JS-141
L15.9911	South Plaza Irrigation System	JS-142
L15.9912	Modifications to Station Park Irrigation System	JS-151



Division of Purchases
One Capitol Hill
Providence, RI 02908

"NON-MANDATORY" PRE-BID CONFERENCE SIGN IN SHEET

BID NUMBER:	7548970
BID TITLE:	Providence Station Enhancements
PRE-BID DATE AND TIME:	September 4, 2014 @ 9:00 AM

Purchasing Representative:	NONE
Pre-bid START TIME:	9:02
Pre-bid END TIME:	9:18

COMPANY NAME	COMPANY REPRESENTATIVE	ADDRESS	CONTACT E-MAIL	CONTACT PHONE NUMBER	CONTACT FAX NUMBER	PROPOSAL SUBMITTED (For Purchasing Use Only)
RIDOT	NATASHA SHARON	2 Capital Hill	NATASHA.SHARON@RIDOT.RI.GOV	222-3260x440		
D'AMBRA	ROBERT L...		R.LASTOR@DAMBRA.COM	237 1300		
D'AMBRA	Kee Taylor	800 Jefferson Blvd	TAYLOR@DAMBRA.COM	737 1300	732-4725	
Mansford	Andrew Iovanni	24 Martin St Cumberland RI	aiovanni@mansford.com	333-2660	333-2651	
Structural	Henry Blank	1755 Highbridge Ave Chester Co.	hblank@structural.com	243-211-352	203 284-1434	
RIDOT	Kerrie Varracco	2 Capital Hill	kerrie.varracco@dot.ri.gov	800-4203x4133		
RIDOT	THOMAS J. QUEENAN	2 Capital Hill	thomas.queenan@dot.ri.gov	202-4203x4239		
VHB	Bill DeSantis	15 Dorchester Providence RI	wsdesantis@vhb.com	401-272-8150		
AETNA BRIDGE G.	Mark Mainelli	100 JEFFERSON BLVD SUITE 100, WARREN RI 02881	DKELLEY@AETNABRIDGE.COM	748-0460		
RIDOT	VAHE SAKHAKIAN	2 Capital Hill	vahe.sakhakian@dot.ri.gov	265-8343		
HLYNECH	Jim Denvay	LYNCH AVE Cumberland	Sakese.jhlynech.com	333-4150		